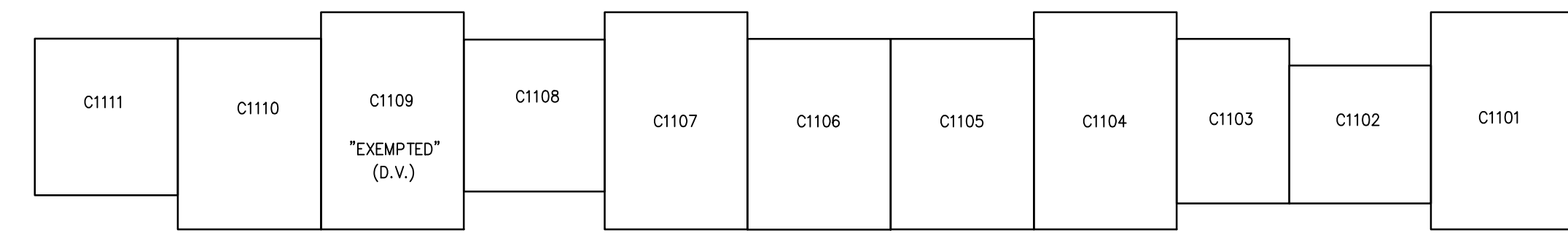


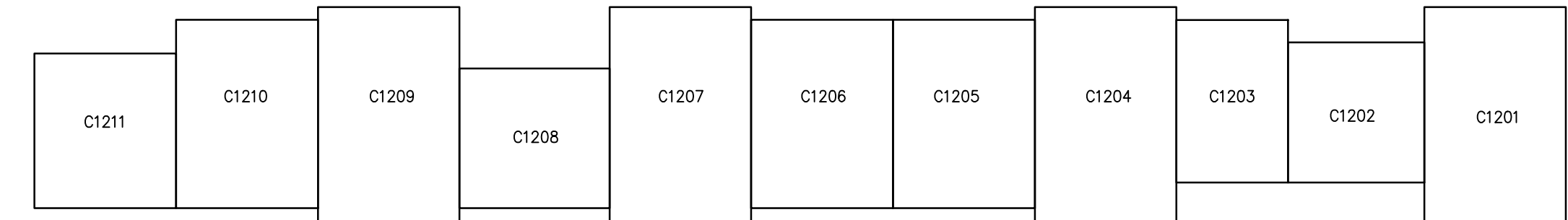
REVISIONS		
10-10-2019	CHARLES E. ADAMSON	42627

**NOTE:**  
THIS SHEET HAS BEEN DRAWN USING COMPUTER AIDED DRAFTING/DESIGN (CAD/D)

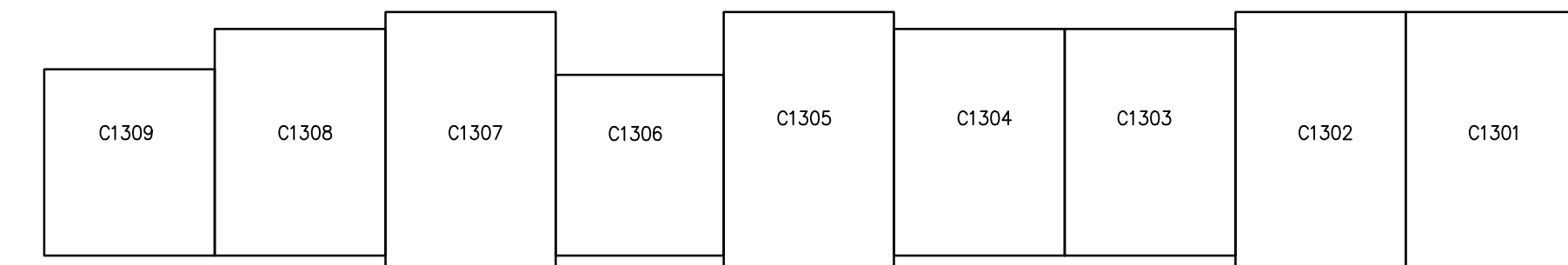
**BUILDING 1 (40 UNITS TOTAL)**



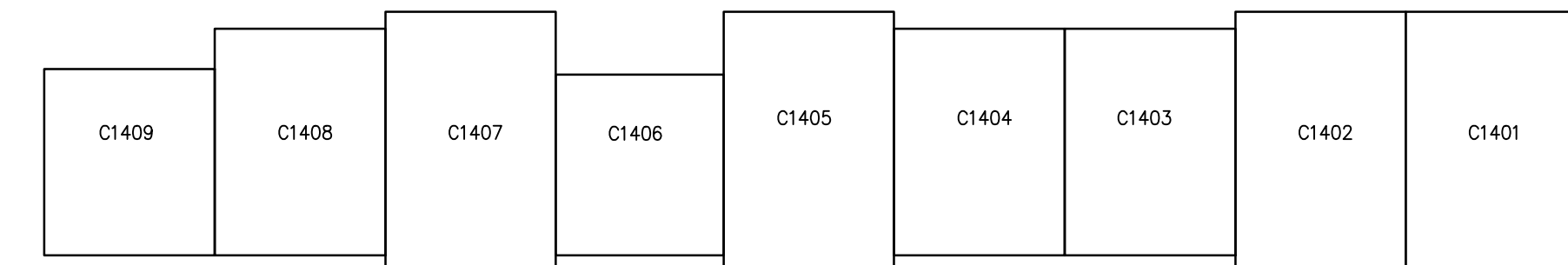
FIRST FLOOR



SECOND FLOOR

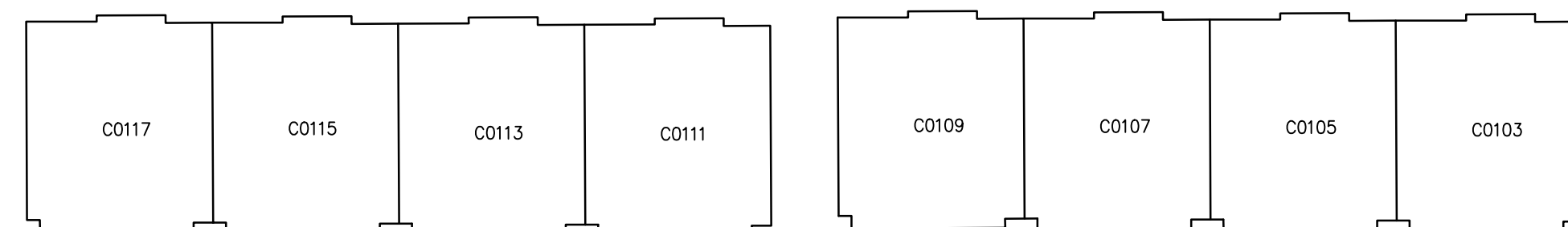


THIRD FLOOR

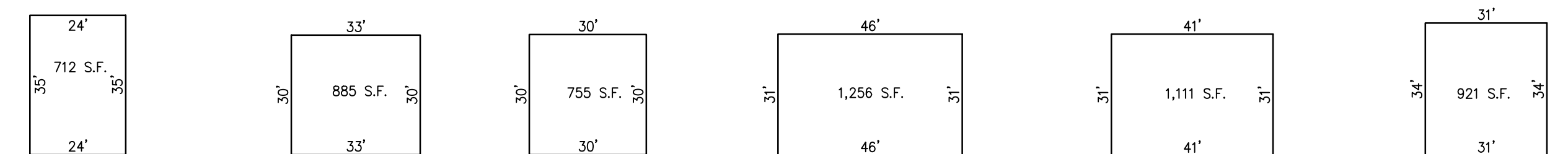
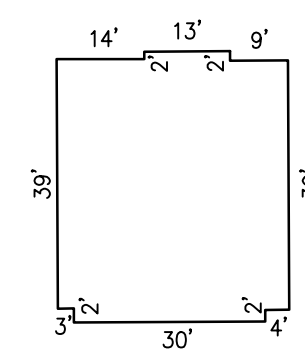


FOURTH FLOOR

**W. CHURCH STREET (8 TOWNHOUSES)**



TYPE A-2 BEDROOM=1,272 S.F.  
TYPE A-3 BEDROOM=2,777 S.F.  
TYPE B-3 BEDROOM=2,777 S.F.




C1103 C1108 C1102 C1101 C1201 C1301 C1401 C1105 C1206 C1308 C1111  
C1203 C1208 C1202 C1104 C1204 C1302 C1402 C1106 C1210 C1403 C1211  
C1306 C1306 C1305 C1405 C1110 C1303 C1404 C1309  
C1406 C1109 C1209 C1307 C1407 C1205 C1304 C1408 C1409

TYPE A-1 BEDROOM=C1103, C1203.  
TYPE B-1 BEDROOM=C1108, C1208, C1306, C1406.  
TYPE C-1 BEDROOM=C1102, C1202.  
TYPE D1-2 BEDROOM=C1101, C1107, C1201, C1207, C1301, C1305, C1401, C1405.  
TYPE D2-2 BEDROOM=C1104, C1109, C1204, C1209, C1302, C1307, C1402, C1407.  
TYPE E1-2 BEDROOM=C1105, C1110, C1205, C1210, C1303, C1308, C1403, C1408.  
TYPE E2-2 BEDROOM=C1106, C1206, C1304, C1404.  
TYPE F-2 BEDROOM=C1111, C1211, C1309, C1409.

NOTE: DIMENSIONS AND SQUARE FOOTAGE ARE TYPICAL FOR ALL SIMILAR UNITS

**DETAILS**  
SCALE: 1"=30'

**PLATE I3**  
**BLOCK 161, LOT 1**  
**ABSECON GARDENS CONDOMINIUMS**



**TAX MAP**  
**CITY OF ABSECON**

ATLANTIC COUNTY NEW JERSEY  
SCALE: AS NOTED DATE: 12-10-2015

**CRAIG F. REMINGTON LAND SURVEYOR LIC. NO. 23924**

**REMINGTON, VERNICK & WALBERG ENGINEERS**  
24 GA 28048700  
845 N. MAIN STREET, PLEASANTVILLE, N.J. 08232  
(609) 645-7100, FAX (609) 645-7076  
WEB SITE ADDRESS: WWW.RVE.COM

